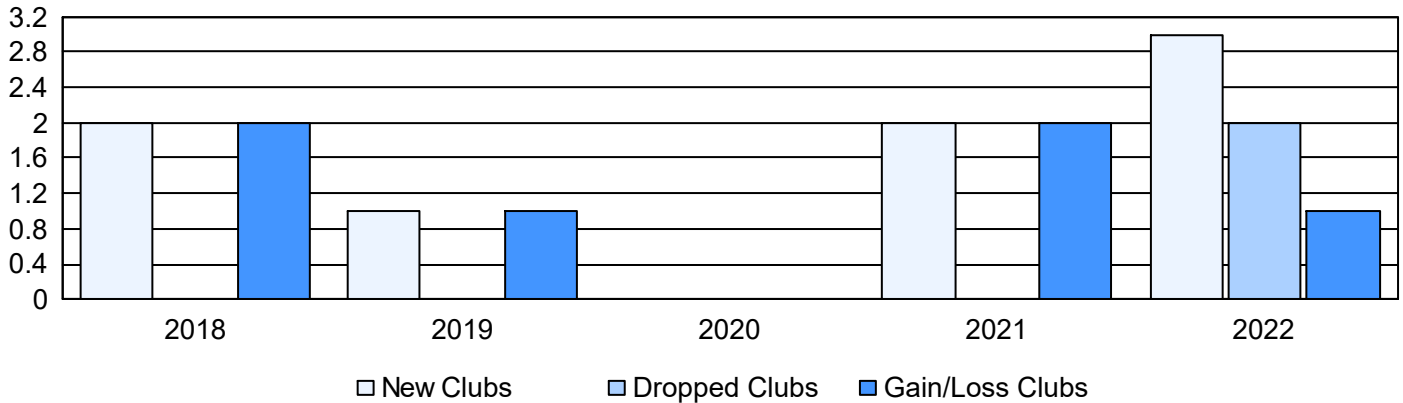
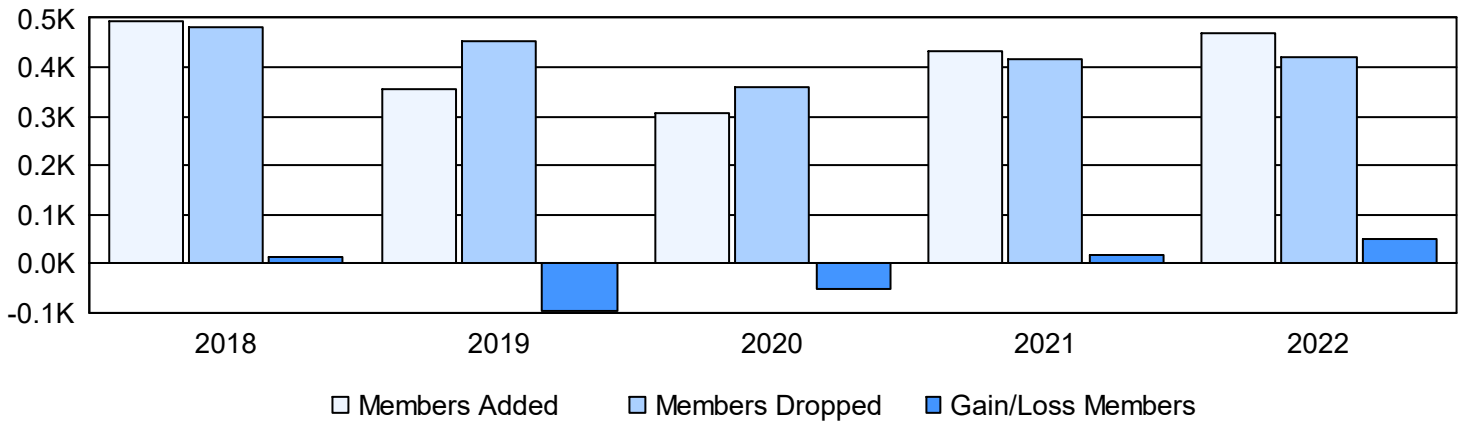


Year	New Clubs	Dropped Clubs	Gain/ Loss Clubs	New Members	Charter Members	Reinstate Members	Transfer Members	Total Member Added	Total Members Dropped	Gain/ Loss Members
2017-2018	2	0	2	394	65	32	4	495	483	12
2018-2019	1	0	1	285	41	24	7	357	454	-97
2019-2020	0	0	0	281	1	24	2	308	358	-50
2020-2021	2	0	2	312	72	47	3	434	415	19
2021-2022	3	2	1	333	122	10	5	470	422	48
Average	2	0	1	321	60	27	4	413	426	-14

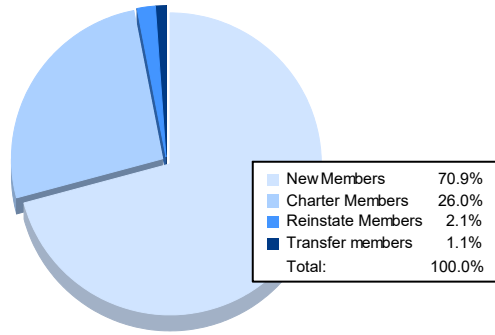
Clubs



Members



Membership Composition June 2022 Cumulative



Gender Composition June 2022 Cumulative

